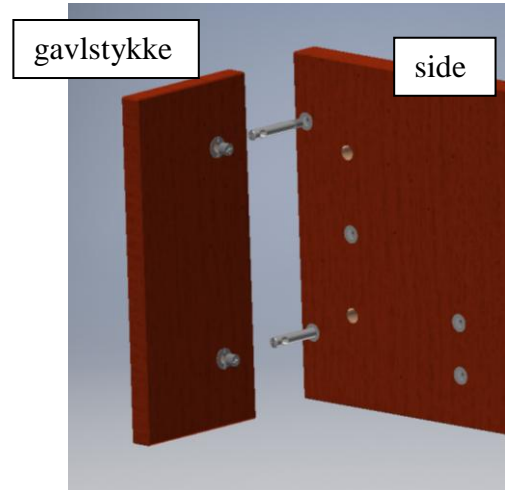
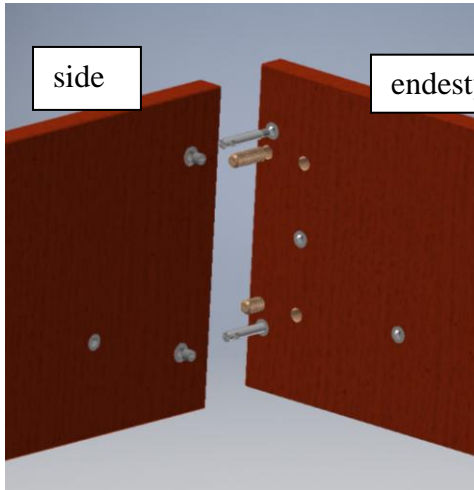




BoxBed II – finérramme

1. Montér sokkel.
2. Sengerammen samles rundt om soklen.




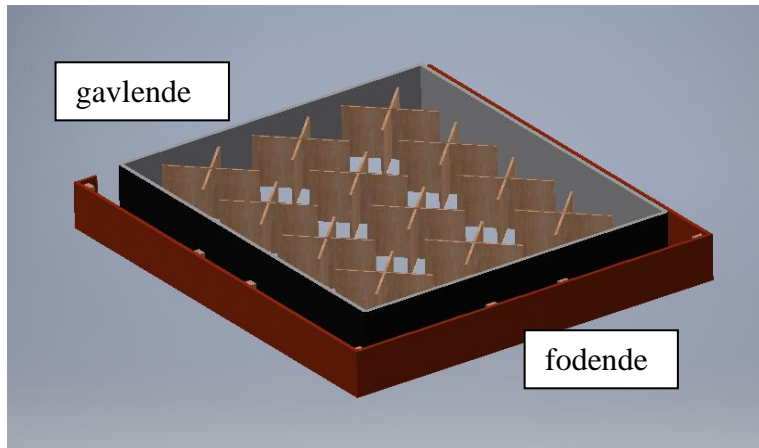
3. Fodenderamme og siderammer monteres med ophængsstykker.

Enderamme:

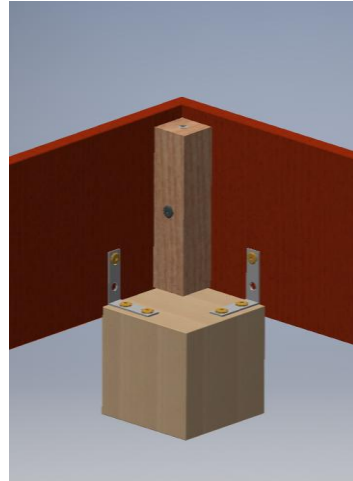


Sideramme:




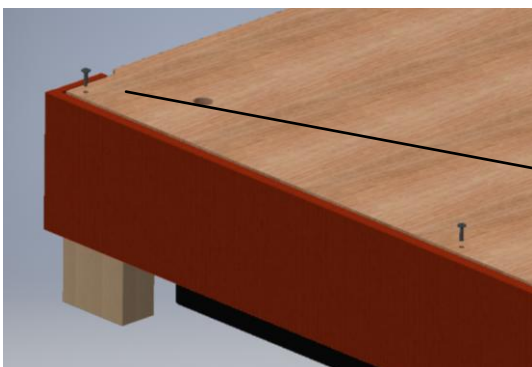


4. Evt. ben monteres på sengerammen.



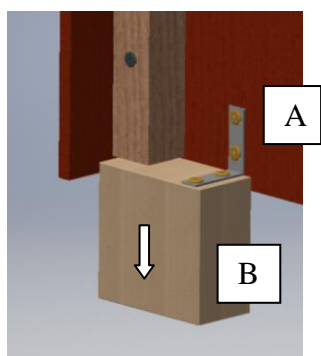
5. Bundpladerne monteres på soklen.

Gavlende:



6. Sengerammen fastgøres til bundpladerne. Alle skruer monteres, inden de spændes.
7. Benene justeres ved at løsne skruerne (A) i sengerammen, trække benet ned til kontakt med gulvet (B) og derefter spænde til.

Gavlende:



Fodende:

