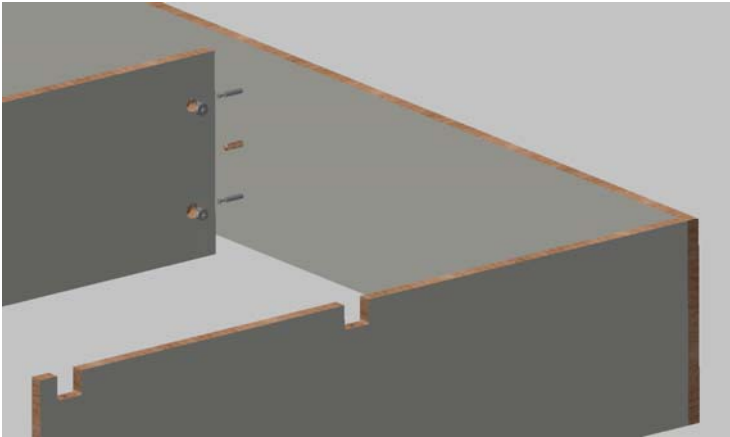
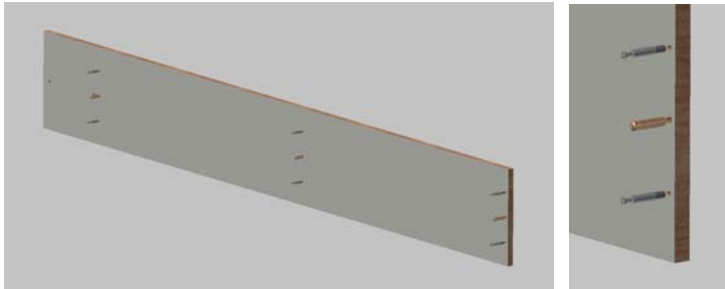


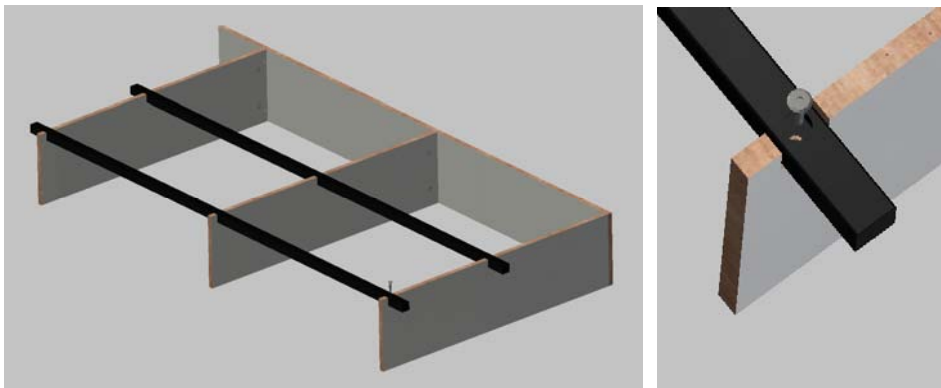
Big Box, single

If the bed has drawers on one side only or is designed for a bed with a width of 90, 100 or 120 cm.

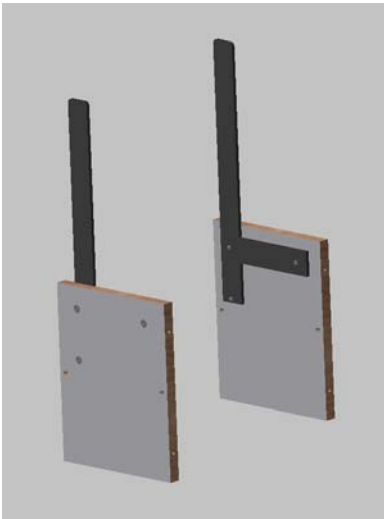
- The long side piece is fitted with bench screws and wood dowels.
- The cross pieces are fastened to the side piece with bench screws.




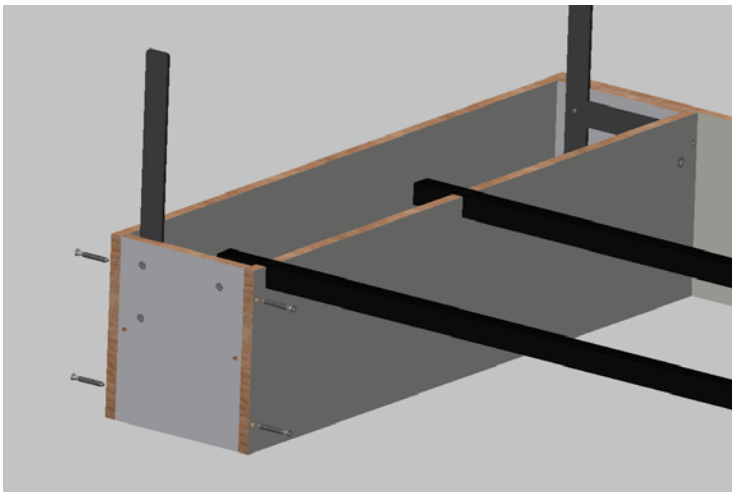
- The two steel beares are screwed into the basic construction.



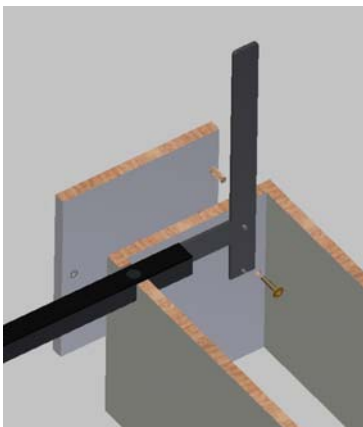
- The headboard fittings are fitted to the extension pieces (right and left respectively.)



- The extension pieces are fitted to the side and headend pieces.



- Fit the deck plate




Big BOX drawers

- Fasten the castors to the bottom of the drawers with screws using the pre-drilled holes. (1)
- Assemble the drawers by attaching the drawer backs with the sides using 2 wood dowels. (2)
- Push the bottom of the drawers into the milling. (3)




(1)

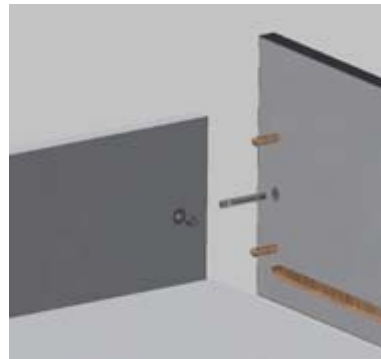


(2)

- Fasten the handles of the drawers from the inside of the drawer with screws (3) and secure the drawer front with bench screws and 2 wood dowels. (4)



(3)



(4)

- An angle bracket is placed where it has been marked on the drawer front and the bottom. This provides stability to the drawer. (5)



(5)